

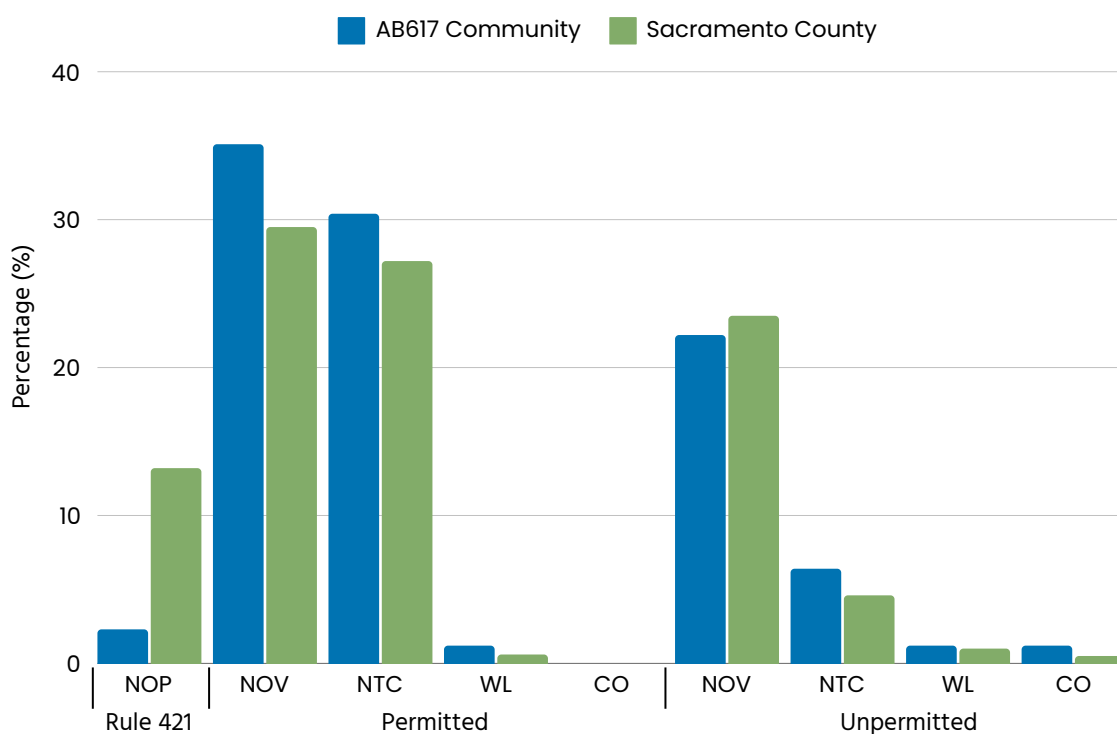
Violations in AB617 Community and Sacramento County

January 2021 - December 2024

Type	AB 617 Community (Count)	AB 617 Community (%)	Sacramento County (Count)	Sacramento County (%)
Rule 421 (NOP)	4	2.3%	110	13.2%
Permitted NOV	60	35.1%	245	29.5%
Permitted NTC	52	30.4%	226	27.2%
Permitted Other (WL)	2	1.2%	5	0.6%
Permitted Other (CO)	0	0.0%	0	0.0%
Permitted Total	114	66.7%	476	57.3%
Unpermitted NOV	38	22.2%	195	23.5%
Unpermitted NTC	11	6.4%	38	4.6%
Unpermitted Other (WL)	2	1.2%	8	1%
Unpermitted Other (CO)	2	1.2%	4	0.5%
Unpermitted Total	53	31.0%	245	29.5%
Total Compliance Actions	171		831	

Terms:

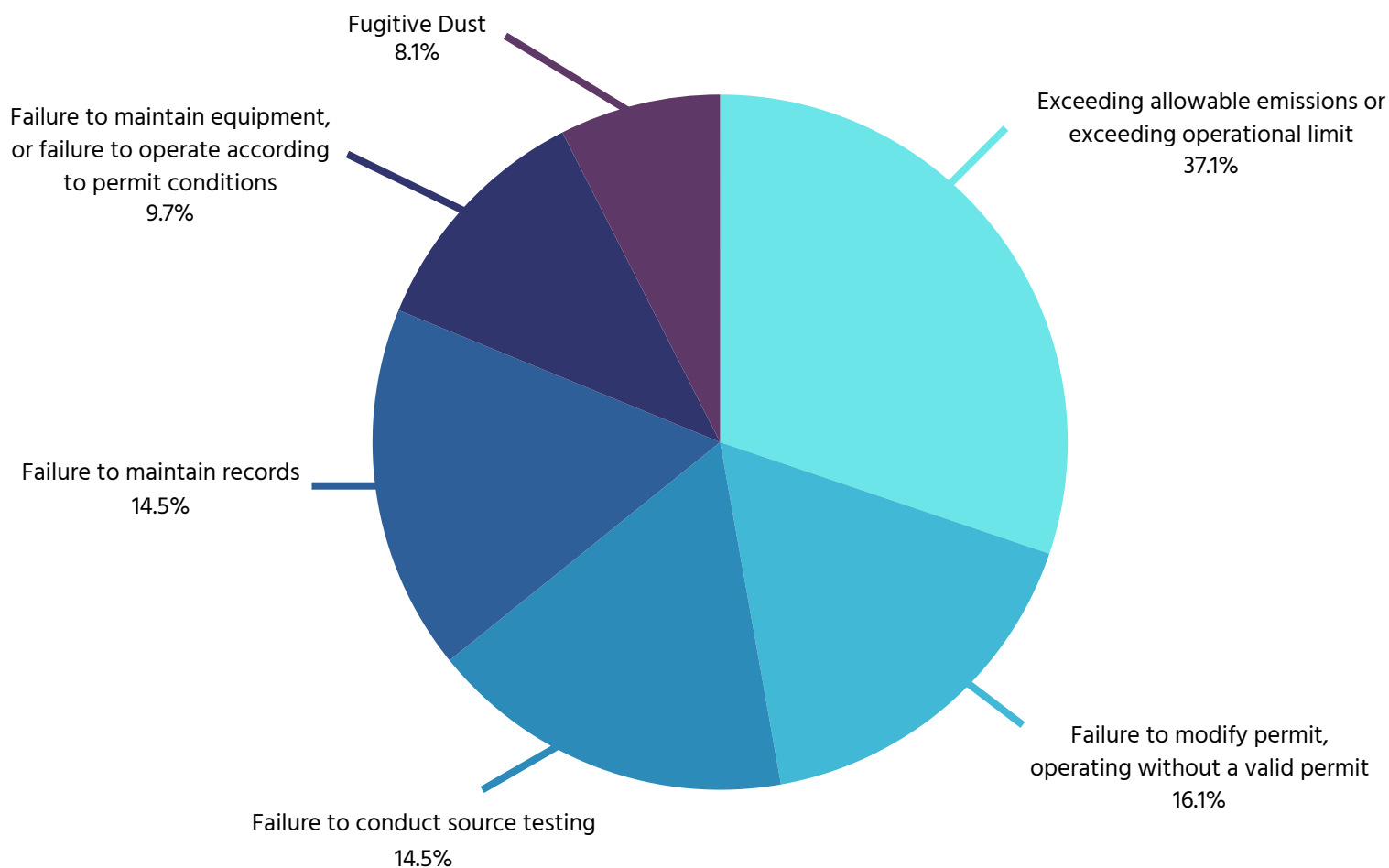
Notice of Violation	(NOV)
Notice to Comply	(NTC)
Notice of Penalty	(NOP)
Warning Letter	(WL)
Compliance Order	(CO)



Violations in AB617 Community and Sacramento County

January 2021 - December 2024

Summary of NOVs and WL within AB 617 Community for Permitted Equipment

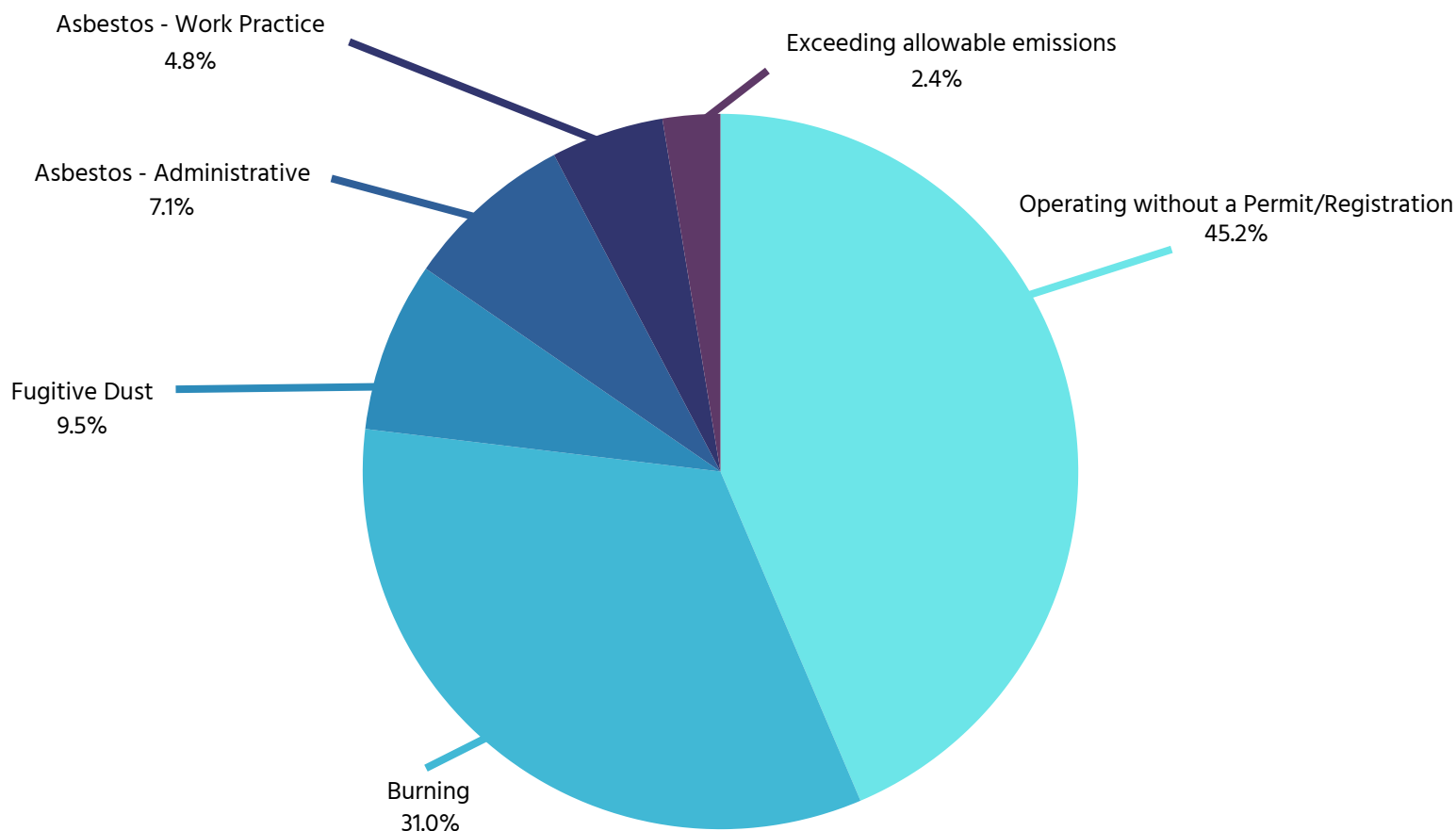


Violation Type (Summary of NOVs and WL within AB 617 Community for Permitted Equipment)	Count	Percent
Exceeding allowable emissions or exceeding operational limit	23	37.1%
Failure to modify permit, operating without a valid permit	10	16.1%
Failure to conduct source testing	9	14.5%
Failure to maintain records	9	14.5%
Failure to maintain equipment, or failure to operate according to permit conditions	6	9.7%
Fugitive Dust	5	8.1%
Total:	62	

Violations in AB617 Community and Sacramento County

January 2021 - December 2024

Summary of NOVs, COs, & WLs within AB 617 Community for Unpermitted Equipment



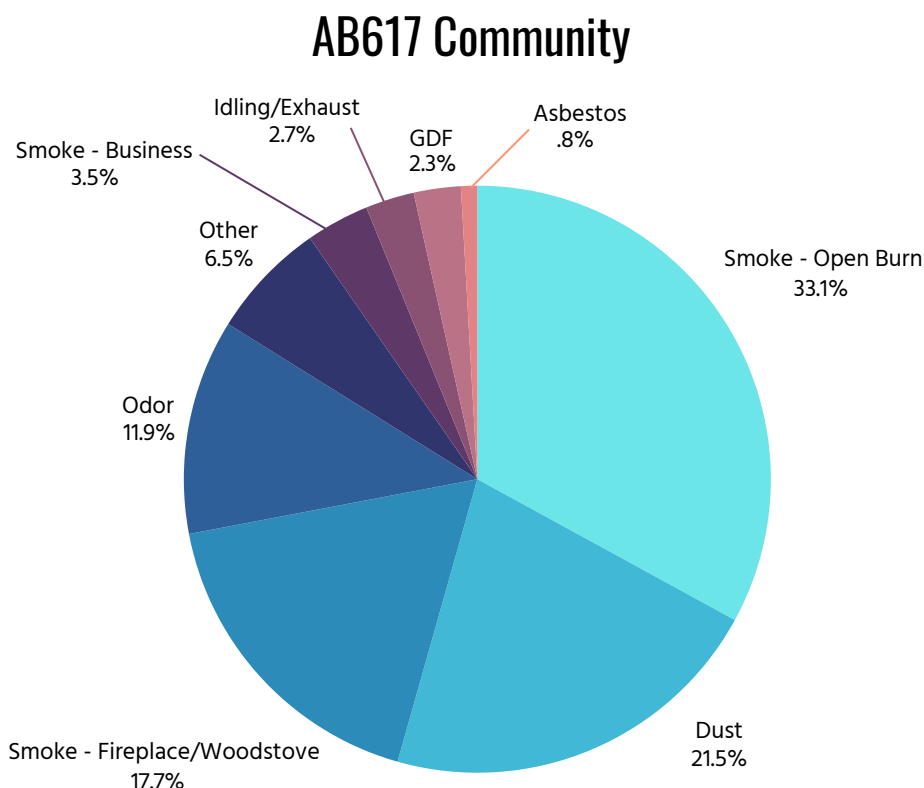
Violation Type (Summary of NOVs, COs, & WLs within AB 617 Community for Unpermitted Equipment)	Count	Percent
Operating without a Permit/Registration	19	45.2%
Burning	13	31.0%
Fugitive Dust	4	9.5%
Asbestos - Administrative	3	7.1%
Asbestos - Work Practice	2	4.8%
Exceeding allowable emissions	1	2.4%
Total:	42	

Complaints in AB617 Community and Sacramento County

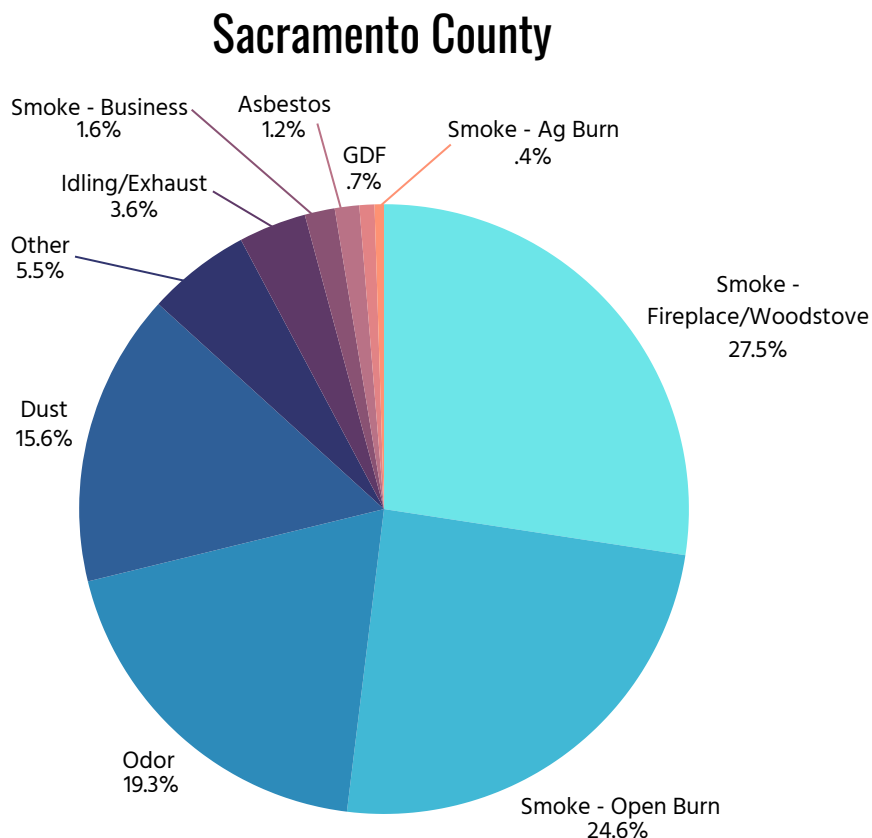
January 2021 - December 2024

Total Community Complaints

AB617 Community		
Complaint Type	Count	Percent
Smoke - Open Burn	86	33.1%
Dust	56	21.5%
Smoke - Fireplace/Woodstove	46	17.7%
Odor	31	11.9%
Other	17	6.5%
Smoke - Business	9	3.5%
Idling/Exhaust	7	2.7%
Gasoline Dispensing Facility (GDF)	6	2.3%
Asbestos	2	0.8%
Smoke - Ag Burn	0	0.0%
	260	100%



Sacramento County		
Complaint Type	Count	Percent
Smoke - Fireplace/Woodstove	649	27.5%
Smoke - Open Burn	580	24.6%
Odor	455	19.3%
Dust	369	15.6%
Other	129	5.5%
Idling/Exhaust	85	3.6%
Smoke - Business	38	1.6%
Asbestos	29	1.2%
Gasoline Dispensing Facility (GDF)	17	0.7%
Smoke - Ag Burn	10	0.4%
	2361	100%



Complaints in AB617 Community and Sacramento County

January 2021 - December 2024

AB 617 Community Complaints - Permitted vs. Unpermitted

Type	Permitted Source		Unpermitted Source		Total	
	Count	Percent	Count	Percent	Count	Percent
Asbestos	0	0.0%	2	0.8%	2	0.8%
Dust	9	45.0%	47	19.6%	56	21.5%
Gasoline Dispensing Facility (GDF)	4	20.0%	2	0.8%	6	2.3%
Idling/Exhaust	0	0.0%	7	2.9%	7	2.7%
Odor	2	10.0%	29	12.1%	31	11.9%
Other	2	10.0%	15	6.3%	17	6.5%
Smoke - Ag Burn	0	0.0%	0	0.0%	0	0.0%
Smoke - Business	3	15.0%	6	2.5%	9	3.5%
Smoke - Fireplace/Woodstove	0	0.0%	46	19.2%	46	17.7%
Smoke - Open Burn	0	0.0%	86	35.8%	86	33.1%
Total:	20		240		260	

